

This FREE Resource includes pages from the following products:



To view the 'Easter Scriptures' Tracing product, click here or go to:
<https://myteachinglibrary.com/product/easter-scriptures-tracing-young-students/>



To view the 'Easter Scriptures' Printing (Manuscript) product, click here or go to:
<https://myteachinglibrary.com/product/easter-scriptures-workbook-manuscript-niv/>
My Teaching Library also offers a KJV of this product, to find simply click here and then under Description you find the link!



To view the 'Easter Scriptures' Cursive product, click here or go to:
<https://myteachinglibrary.com/product/easter-story-scriptures-cursive-handwriting/>

Terms and Conditions of Use

All products purchased from ©My Teaching Library and/or CHSH-Teach, LLC include a license for one teacher, family or leader. The product license is for personal use in one classroom, home or organization. If used within an organization, it may only be used by the individual purchaser for his/her classroom. Organizational rights can be purchased separately. To learn more, email admin@MyTeachingLibrary.com

This license is not transferable (it cannot be passed from one teacher, family or leader to another). By purchasing this product, you agree that this product will be used by you alone and you will not share it with any other colleague or leader without the purchase of additional licenses.

The copying and/or reproduction of any part of this or any other product by ©My Teaching Library and/or CHSH-Teach, LLC is strictly prohibited except for personal use within your own classroom, family or organization (as stated above).

Uploading this or any My Teaching Library (CHSH-Teach, LLC) product to an internet website (including a classroom website or blog, a personal blog or any accessible drive) is strictly prohibited unless the following two conditions are met:

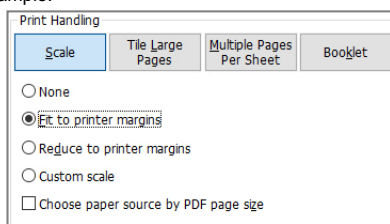
- 1). The site is password protected
- 2). The product is only accessible to your students for classroom use.

Any violation of the above terms of use is in violation of the Digital Millennium Copyright Act (DCMA).

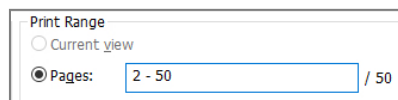


Printing instructions

Some printers may print *some* resources 'outside' of the margins. If this occurs, open your printer properties and set your printer to "Fit to printer margins" or "Reduce to printer margins"...Here is an example:



Print only the pages you want! Some fonts and images used in the resource may have been produced by the above artists or companies. To abide by Terms and Conditions, the above information must be included with all resources. Additionally, MTL / CHSH-Teach.com must provide the Terms and Conditions of Use with all resources. If you do not want to print this page or only want certain pages of this resource, you can set your printer to print only the pages you need. Here is an example:



Images and/or Fonts from this resource may include those from the following artists and companies:



<https://www.teacherspayteachers.com/Store/Charlottes-Clips-4150>



<https://www.teacherspayteachers.com/Store/Graphics-From-The-Pond>



<https://www.teacherspayteachers.com/Store/Blue-Bees-Workshop>



<https://www.teacherspayteachers.com/Store/Awaywiththepixels>



<https://www.teacherspayteachers.com/Store/Zip-a-dee-doo-dah-Designs>



<https://www.teacherspayteachers.com/Store/Kari-Bolt-Clip-Art>



<https://www.teacherspayteachers.com/Store/Kinka-Art>



<https://www.teacherspayteachers.com/Store/Scrappin-Doodles>



<https://www.teacherspayteachers.com/Store/Rossys-Jungle>



<https://www.teacherspayteachers.com/Store/Krista-Wallden-Creative-Clips>



<https://www.teacherspayteachers.com/Store/The-Cher-Room>



<https://www.teacherspayteachers.com/Store/Studio-Devanna>



<https://www.teacherspayteachers.com/Store/Le-Designs>



<http://www.countryclipart.com/>



<https://www.teacherspayteachers.com/Store/The-Painted-Crow>



<https://www.teacherspayteachers.com/Store/Doodle-Dude-Designs>



<https://www.teacherspayteachers.com/Store/Tangstar-Science>



<https://www.teacherspayteachers.com/Store/Dancing-Crayon-Designs>



<https://www.teacherspayteachers.com/Store/Marcelles-Kg-Zone>




<https://www.teacherspayteachers.com/Store/Rebeccab-Designs>



<https://www.teacherspayteachers.com/Store/Clipartino>

Matthew 28:6

*He is not here; he has
risen, just as he said. Come
and see the place where he
lay.*



Draw a picture


Matthew 28:7-8

Then go quickly and tell his disciples: ‘He has risen from the dead and is going ahead of you into Galilee. There you will see him.’ Now I have told you.” So the women hurried away from the tomb, afraid yet filled with joy, and ran to tell his disciples.

[illegible]

Easter - Matthew 28:1-8

Read these scriptures. Draw a picture below depicting something from them. Write about what you drew.

[illegible]

Easter - Matthew 28:1-8

Read these scriptures. Below, write any words that you are unfamiliar with and then write a definition for each.

This image shows a full page of handwriting practice paper. It features ten identical rows of horizontal guidelines. Each row is composed of three lines: a solid top line, a dashed middle line, and a solid bottom line. The rows are evenly spaced across the entire page, providing ample space for practicing letter formation and alignment. There is no text or other markings on the paper.

Easter


Handwriting practice lines for the word 'Easter'. The page contains 10 sets of three horizontal lines (top solid, middle dashed, bottom solid) for tracing and writing practice.

Matthew 28:7-8

Then go quickly and tell his disciples: 'He has risen from the dead and is going ahead of you into Galilee. There you will see him.' Now I have told you." So the women hurried away from the tomb, afraid yet filled with joy, and ran to tell his disciples.

Easter - Matthew 28:1-8

Read these scriptures. Draw a picture below depicting something from them. Write about what you drew.

A series of horizontal lines for handwriting practice. Each set consists of a solid top line, a dashed midline, and a solid bottom line. There are four such sets stacked vertically, providing ample space for practicing letter formation and alignment.

Easter - Matthew 28:1-8

Read these scriptures. Below, write any words that you are unfamiliar with and then write a definition for each.

[illegible]

Easter

Now that you've studied the Easter story, write in your own words, what it means to you....

Handwriting practice lines consisting of solid top and bottom lines with a dashed midline for letter height guidance. There are 10 sets of these lines available for writing.

Easter

Handwriting practice lines for the word 'Easter'. The page contains 10 sets of three horizontal lines (top solid, middle dashed, bottom solid) for tracing and writing practice.